

# Avances en la prevención de la patología cancerosa genital por VPH



Xavier Castellsagué, MD, MPH, Ph.D.  
Institut Català d'Oncologia (ICO)  
L'Hospitalet de Llobregat

**MURCIA, 14 de mayo de 2010**

Salón de Actos de la  
Caja de Ahorros del Mediterráneo

# Contenidos

- Resumir y actualizar el estado actual de las vacunas VPH para la prevención de las lesiones cancerosas
- Consideraciones epidemiológicas de la introducción de la vacuna VPH en España
- Discutir el nuevo escenario de la prevención del cáncer de cuello de útero




# Vacunas VPH

# Antígeno + Adyuvante

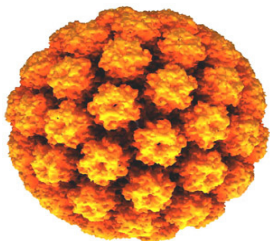


L1 - VPH 16/18/6/11  
GARDASIL

+

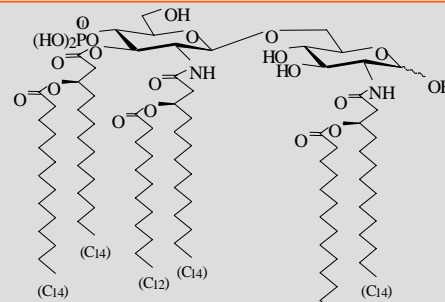


Hidroxifosfato sulfato de aluminio  
amorfo, 225 µg de aluminio



L1 - VPH 16/18  
CERVARIX

+



AS04= MPL+Al(OH)<sub>3</sub>

Antígenos muy purificados  
VLPs

Potenciación  
respuesta inmune

**Inmunógenos**

**Sistema adyuvante**

**POTENCIACIÓN  
DE LA  
RESPUESTA  
INMUNE**

\* El MPL o monofosforil lípido A es una forma purificada y detoxificada de un lipopolisacárido derivado de *S. minnesota*

# VACUNAS PROFILÁCTICAS CONTRA EL VPH



## Merck / SPMSD Gardasil®

**VPH 6,11,16 & 18**

- VLPs de L1 de VPHs 6, 11, 16 y 18
- Producidas con levaduras
- Adyuvante: Aluminio
  
- Pauta: 0, 2 y 6 meses (0,5 ml, IM)
- Gardasil®
- Aprobada por FDA EE.UU., EMEA
- Comercializada en prácticamente todo el mundo



## GSK Cervarix®

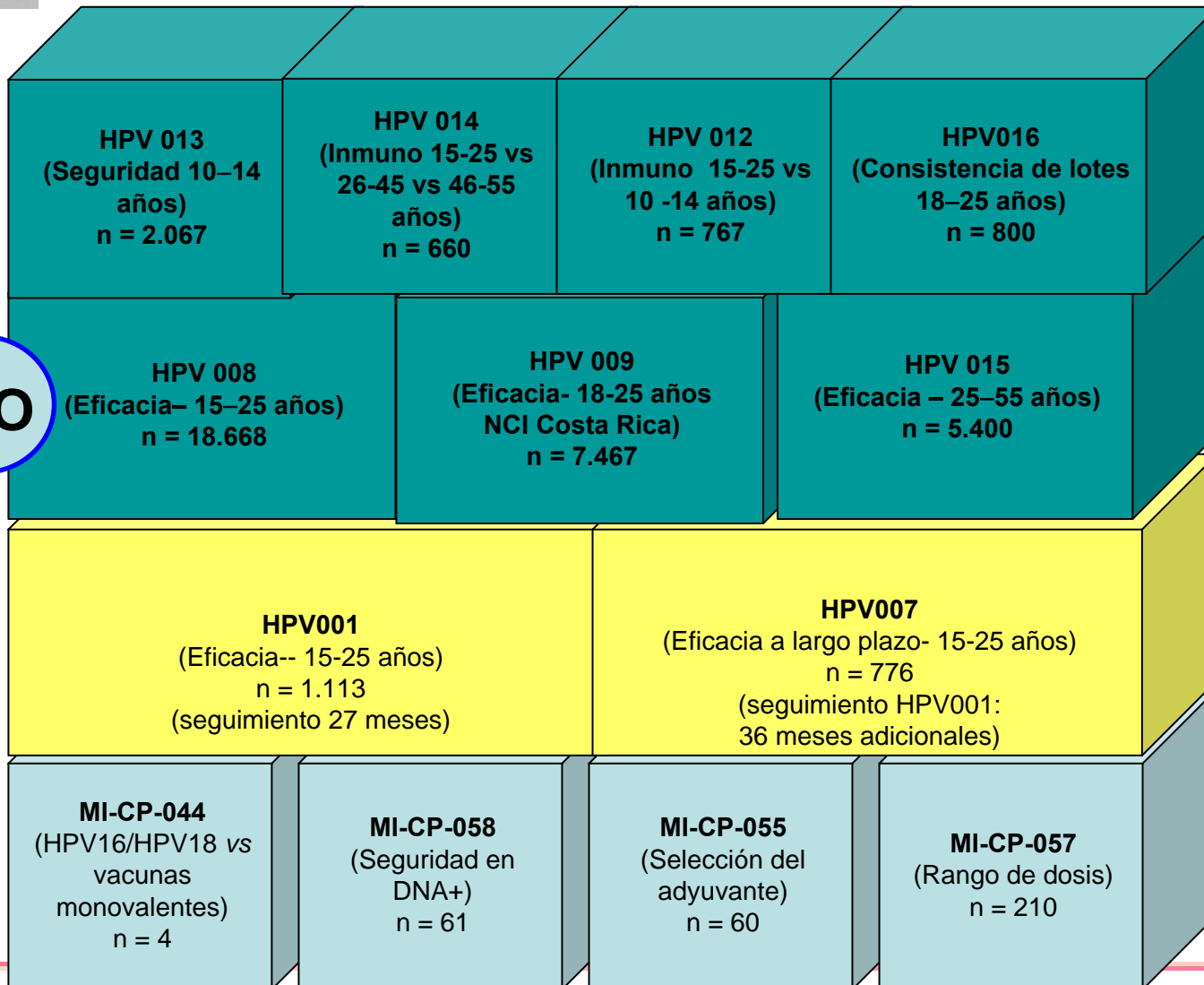
**VPH 16 / 18**

- VLPs de L1 de VPHs 16 y 18
- Producidas con baculovirus
- Adyuvante: AS04
  - Sales de Aluminio y lípido monophosphoryl A
  - Acentuar la respuestas de anticuerpos y causar respuesta celular inmunitaria
- Pauta: 0, 1 y 6 meses (0,5 ml, IM)
- Cervarix®
- Aprobada por FDA Australia, EMEA
- Comercializada en prácticamente todo el mundo



# Programa Clínico Cervarix (GSK)

2004–en curso



n > 35.000

ICO

n = 1.113

n = 380

Fase III

Fase IIb

Fase I/IIa

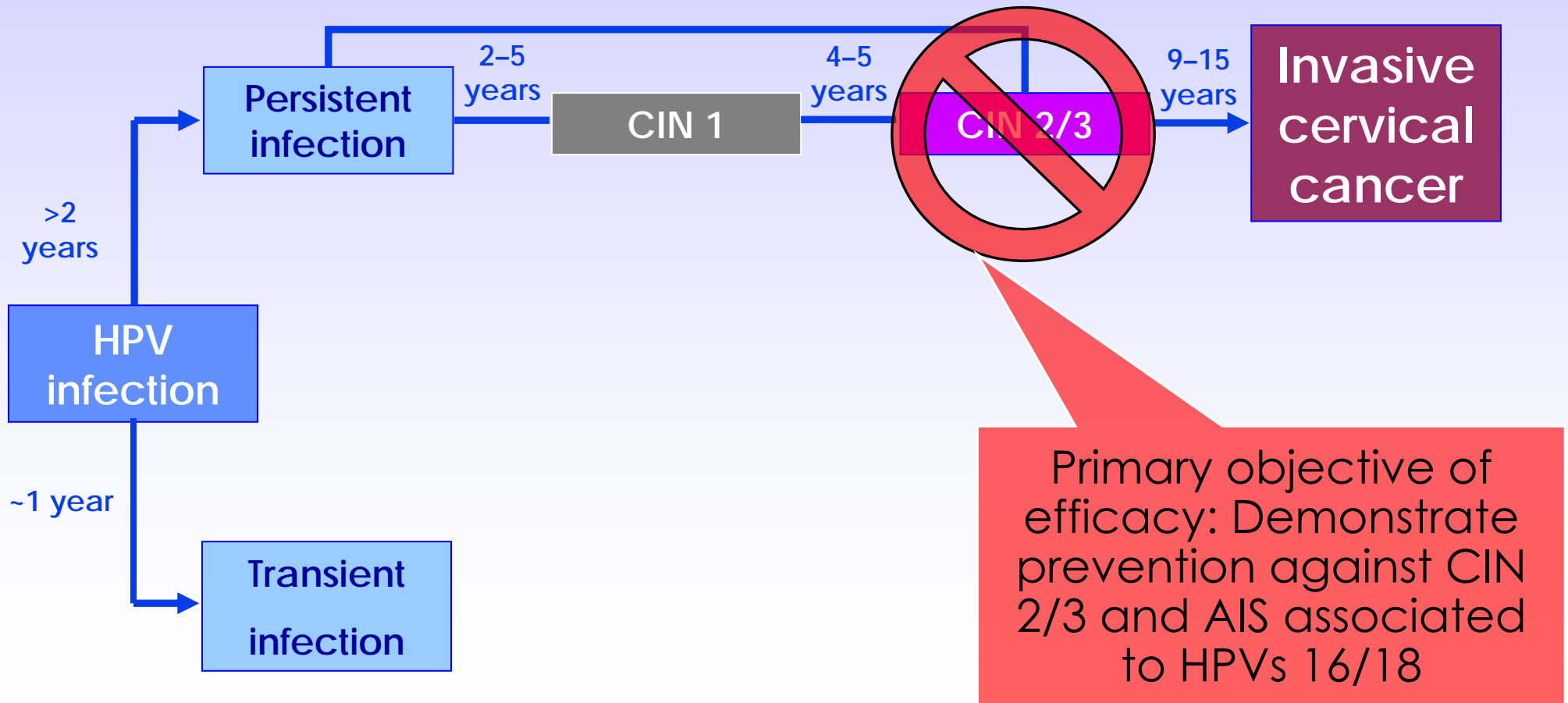


# Programa clínico Gardasil (Merck & Co.)

- **Fase I : 300** sujetos: vacunas monovalentes
  - Inmunogenicidad y tolerabilidad de diversas dosis de vacunas monovalentes
- **Fase II : 3.500** sujetos (incluye, 506 niñas y 508 niños). **ICO**
  - Demostración preliminar de la eficacia con la vacuna monovalente contra VPH 16
  - Estudio de dosis de la vacuna tetravalente (con seguimiento de la eficacia)
- **Fase III : >25.000** sujetos **ICO**
  - Eficacia de la vacuna tetravalente frente a incidencia genotipo específica de
    - CIN 2/3+
    - CIN 1
    - Verrugas genitales

# WHO/FDA CLINICAL CRITERIA TO ASSESS CLINICAL EFFICACY

The natural history of HPV and cervical cancer conducted the design of the clinical program of HPV vaccines







# Eficacia con Gardasil

# GARDASIL: PROPHYLACTIC EFFICACY AGAINST CIN 2/3 & AIS (mujeres 15 a 26 años)



Type Specific Per-Protocol Population(s). 3 years mean follow-up

GARDASIL	GARDASIL® (N = 10,268)		Placebo (N = 10,273)		Efficacy	95% CI
	n	Cases	n	Cases		
<b>HPV16/18 CIN 2/3 or AIS</b>	8,492	1*	8,462	85	<b>99%</b>	(93-100)
<b>HPV 16</b>	7,401	1	7,203	73	<b>99%</b>	(92-100)
<b>HPV 18</b>	7,381	0	7,314	18	<b>100%</b>	(78-100)

\* Co-infected with HPV 52 since first visit and only HPV16 +ve in bx in month 32 which became negative thereafter

N = number of subjects who received ≥ 1 vaccination

n = number of subjects in the per-protocol analysis population

# GARDASIL: PROPHYLACTIC EFFICACY AGAINST CIN2, CIN3 & AIS



*Type Specific Per-Protocol Population(s). 3 years mean follow-up*

	GARDASIL® (N = 10,268)		Placebo (N = 10,273)		Efficacy	95% CI
	n	Cases	n	Cases		
<b>CIN2</b>	8,492	0	8,462	56	<b>100%</b>	(93-100)
<b>CIN3</b>	8,492	1*	8,462	51	<b>98%</b>	(89-100)
<b>AIS</b>	8,492	0	8,462	7	<b>100%</b>	(31-100)

\* Co-infected with HPV 52 since first visit and only HPV16 +ve in bx in month 32 which became negative thereafter

N = women who received at least 1 dose

n = women included in the per-protocol analysis population

# GARDASIL: PROPHYLACTIC EFFICACY AGAINST VIN OR VAIN 2/3



## Type Specific Per-Protocol Population

	GARDASIL® (N = 9,075)		Placebo (N = 9,075)		Efficacy	95% CI
	n	Cases	n	Cases		
<b>VIN2/3</b>	7,771	0	7,742	8	<b>100%</b>	(42-100)
<b>VaIN2/3</b>	7,771	0	7,742	7	<b>100%</b>	(31-100)

N = number of subjects who received  $\geq 1$  vaccination n = number of subjects in the per-protocol analysis population  
Joura et al., Lancet 2007

# GARDASIL: PROPHYLACTIC EFFICACY AGAINST GENITAL WARTS

COMBINED RESULTS OF 4 TRIALS



	Gardasil (n=7,897)	Placebo (n=7,899)	Efficacy	95% CI
<b>Genital warts*</b>	1	91	<b>99%</b>	<b>(94-100)</b>

\*ATP: 3 doses & HPV16/18 seronegative at day 1, & DNA negative Day1 through Mont 7  
Endpoint counts began at Month 7

# Gardasil

## Eficacia en mujeres de 24 a 45 años

**Safety, immunogenicity, and efficacy of quadrivalent human papillomavirus (types 6, 11, 16, 18) recombinant vaccine in women aged 24–45 years: a randomised, double-blind trial**

*Nubia Muñoz, Ricardo Manalastas Jr, Punee Pitisuttithum, Damrong Tresukosol, Joseph Monsonogo, Kevin Ault, Christine Clavel, Joaquin Luna, Evan Myers, Sara Hood, Oliver Bautista, Janine Bryan, Frank J Taddeo, Mark T Esser, Scott Vuocolo, Richard M Haupt, Eliav Barr, Alfred Saah*

# PROTOCOL 019 (FUTURE III) : STUDY DESCRIPTION

## Efficacy in 24-45 year-old women



- Multi-center, international study
- Randomization (1:1 ratio) to GARDASIL or placebo (1:1 stratification to 24 to 34 or 35 to 45 year-olds)
- In 3,817 24-45 year-old women
  - No history of LEEP or hysterectomy
  - No history of biopsy-diagnosed cervical HPV disease in past 5 years
  - No history of genital warts
  - Lifetime sexual partner number not an inclusion criterion
- Pap testing and cervicovaginal sampling at ~6 month intervals for a total of 48 months
  - Colposcopy for  $\geq$ ASC-US

# PROTOCOL 019: EFFICACY ENDPOINTS

## Efficacy in 24-45 year-old women



- Primary analysis: per-protocol efficacy population
- Co-Primary endpoints
  - First co-primary: Combined incidence of persistent infection ( $\geq 6$ -month, CIN, or external genital lesions (EGLs) caused by HPV 6, 11, 16, or 18
  - Second co-primary: Combined incidence of persistent infection, CIN or EGLs caused by HPV 16 or 18
- Secondary endpoint
  - Combined incidence of persistent infection, CIN, or EGLs caused by HPV 6 or 11



# GARDASIL PROTOCOL 019 (FUTURE III) 24 TO 45 YEAR-OLD WOMEN



Primary efficacy results (CONT)

Combined incidence of disease related to HPV 6/11/16/18

Population	Vaccine		Placebo		% Reduction	95% CI	P-value
	Cases	PYR	Cases	PYR			
All Subjects	4	2,721	41	2,654	<b>91%</b>	74, 98	<0.001
24- to 34-Year-Olds	2	1,329	24	1,301	<b>92%</b>	67, 99	<0.001
35- to 45-Year-Olds	2	1,393	17	1,353	<b>89%</b>	52, 99	<0.001

PYR= person years at risk

# GARDASIL PROTOCOL 019 (FUTURE III)

## 24 to 45 year-old women



Combined incidence of disease (primary and secondary endpoints)

Endpoint	Vaccine		Placebo		% Reduction	95% CI	P-value
	Cases	PYR	Cases	PYR			
HPV6/11/ 16/18	4	2,721	41	2,654	<b>91%</b>	74, 98	<0.001
HPV16/18	4	2,700	23	2,621	<b>83%</b>	51,96	<0.001
HPV6/11	0	2,243	19	2,204	<b>100%</b>	79,100	<0.001

By type

PYR= person years at risk

## **GARDASIL EN HOMBRES**

# **Eficacia frente a variables de eficacia combinadas asociadas a la infección por VPHs 6/11/16/18 (16-26 años)**

Data presented by Palefsky et al., at the  
25th International Papillomavirus Conference and Clinical Workshop

Malmö, Sweden  
May 8-14, 2009

# GARDASIL IN MEN

## EFFICACY AGAINST HPV 6/11/16/18-RELATED PERSISTENT INFECTION AND DNA DETECTION



Palefsky et al., 25th IPC, Malmo, Sweden (May 8-14, 2009)

- Randomized, double-blind, placebo-controlled trial
- 4,065 young men aged 16-26 years
- Received Gardasil or placebo at 0, 2, and 6 months
- Subjects underwent detailed genital exams, sampling from the penis, scrotum, and perineal/perianal region at enrollment, month 7 and at 6-month intervals afterwards.
- After enrollment, all new lesions were biopsied for pathological diagnosis and PCR testing
- Per-protocol population analysis
- Among men who were seronegative at day 1 and HPV DNA-negative from day 1 through month 7 to the relevant vaccine HPV type.
- Median follow-up was 2.3 years (starting from month 7)

# GARDASIL IN MEN EFFICACY AGAINST HPV 6/11/16/18-RELATED PERSISTENT INFECTION AND DNA DETECTION



Palefsky et al., 25th IPC, Malmo, Sweden (May 8-14, 2009)

Endpoint	GARDASIL (n = 1,390)		PLACEBO (n = 1,400)		% Efficacy	95% CI	p-value
	Cases	Inc. per 100 PY	Cases	Inc. per 100 PY			
Persistent infection	15	0.6	101	4.1	<b>85.6</b>	75.1, 92.2	<0.001
HPV DNA detection	136	5.5	241	10.0	<b>44.7</b>	31.5, 55.6	<0.001

**PERSISTENT INFECTION:** HPV DNA detection in anogenital specimens from  $\geq 2$  consecutive visits  $\geq 6$  months apart or HPV 6/11/16/18-related disease with positivity to the same type at adjacent visit

**DNA DETECTION:** in anogenital specimens from  $\geq 1$  visit

*n* = number of subjects randomized who received at least one injection and have follow-up after month 7; PY = person years; CI = confidence interval.

# GARDASIL IN MEN EFFICACY AGAINST EXTERNAL GENITAL LESIONS (EGLS)



Palefsky et al., 25th IPC, Malmo, Sweden (May 8-14, 2009)

## Per-protocol population

EGLs	GARDASIL (n = 1,397)		PLACEBO (n = 1,408)		% Efficacy	95% CI	p-value
	Cases	Inc. per 100 PY	Cases	Inc. per 100 PY			
<b>All subjects</b>	3	0.1	31*	1.1	<b>90.4</b>	69.2, 98.1	<0.001

Included 28 condylomas, 2 PIN1, 1 PIN2/3

n = number of subjects randomized who received at least one injection and have follow-up after month 7;

PY = person years; CI = confidence interval.

EGLs include external genital warts, penile/perianal/perineal intraepithelial neoplasia (PIN), penile, perianal, or perineal cancer;

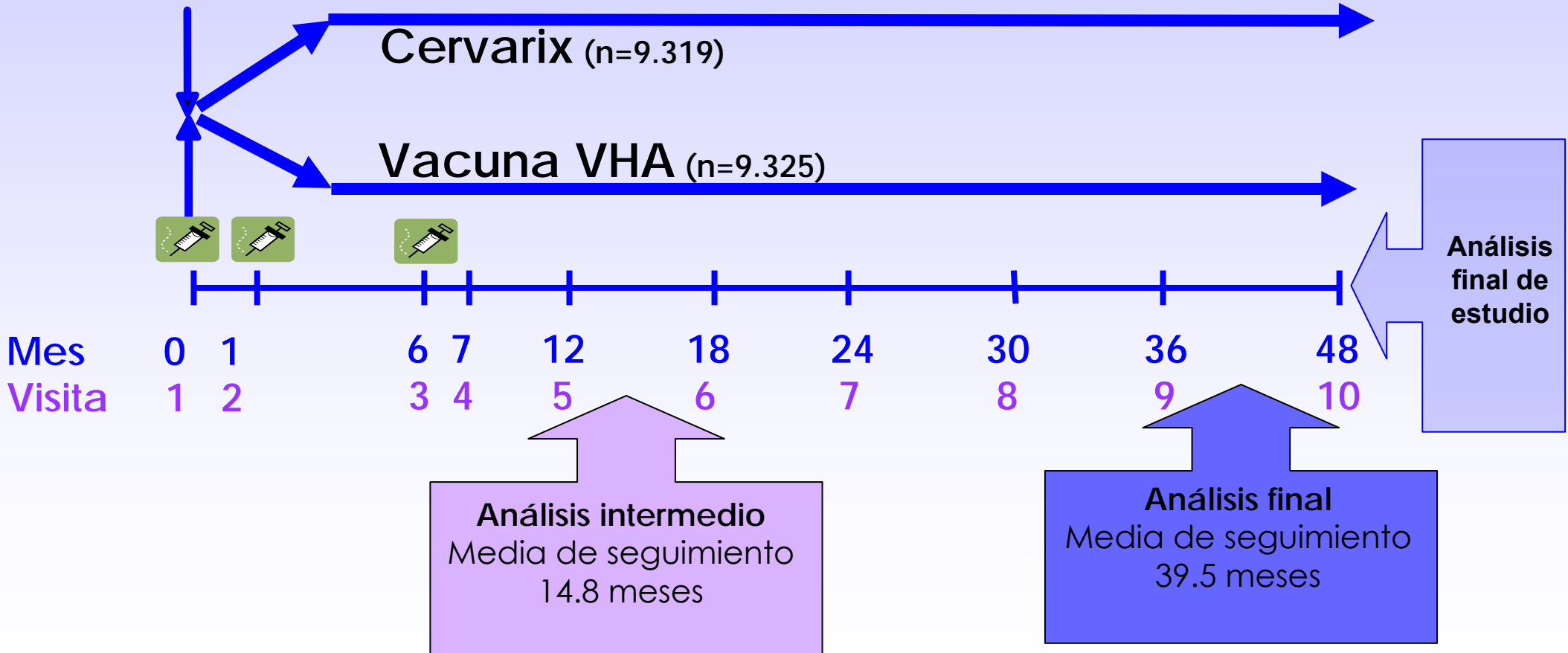
case counting began after month 7.



# Eficacia con Cervarix

# PATRICIA. Diseño del ensayo

1. Selección
  2. C.I.
  3. Aleatorización
- N=18,644





# CERVARIX: VACCINE EFFICACY AGAINST CIN2+ (FINAL ANALYSIS, 39.5 MONTHS FOLLOW-UP)



ATP-E COHORT		Cervarix N = 7,344	Control N= 7,312	Vaccine efficacy % (96.1% CI)	P-value
HPV DNA in the lesion	HPV 16/18	4	56	<b>92.9</b> (79.9-98.3)	<0.0001
	HPV-16	2	46	<b>95.7</b> (82.9-99.6)	<0.0001
	HPV-18	2	15	<b>86.7</b> (39.7-98.7)	0.001
Type Assignment Analysis*	HPV 16/18	1	53	<b>98.1</b> (88.4-100)	<0.0001
	HPV-16	0	45	<b>100</b> (91.0-100)	<0.0001
	HPV-18	1	13	<b>92.3</b> (45.7-99.9)	0.0009

\*Additional analysis for case assignment when multiple infections detected [33/60 (55%)] presence of HPV type in the lesion and in the 2 immediately preceding cytology samples (when multiple types present)

**ATP-E:** HPV DNA negative and seronegative at M0, DNA negative at M6 for the HPV type considered in the analysis, with or without ASCUS/LSIL (excludes subjects with HSIL)

**Control,** Hepatitis A vaccine

# CERVARIX: VACCINE EFFICACY AGAINST CIN2+ (FINAL ANALYSIS, 39.5 MONTHS FOLLOW-UP)



<b>TVC-naïve</b>		<b>Cervarix</b> N = 5,449 n	<b>Control</b> N = 5,436 n	<b>Vaccine efficacy</b> % (96.1% CI)	<b>P-value</b>
<b>HPV DNA in the lesion</b>	HPV 16/18	1	63	<b>98.4</b> (90.4-100)	<0.0001
	HPV-16	1	56	<b>98.2</b> (89.1-100)	<0.0001
	HPV-18	0	12	<b>100</b> (61.3-100)	0.0002
<b>Type Assignment Analysis*</b>	HPV 16/18	1	61	<b>98.4</b> (90.1-100)	<0.0001
	HPV-16	1	54	<b>98.2</b> (88.7-100)	<0.0001
	HPV-18	0	12	<b>100</b> (61.3-100)	0.0002

**TVC-naïve:** Received ≥1 dose; Normal cytology at M1; HPV DNA negative for all oncogenic types at M0; Seronegative for HPV-16/18 at M0; Case counting: day after 1st dose

**Vaccine**, HPV-16/18 AS04-adjuvanted vaccine; **Control**, Hepatitis A vaccine  
**TAA**, presence of HPV type in the lesion and in the 2 immediately preceding cytology samples

# Últimos datos de Cervarix: seguimiento a 8,4 años



## **SUSTAINED IMMUNOGENICITY AND EFFICACY OF THE HPV-16/18 AS04-ADJUVANTED VACCINE: FOLLOW-UP TO 8.4 YEARS**

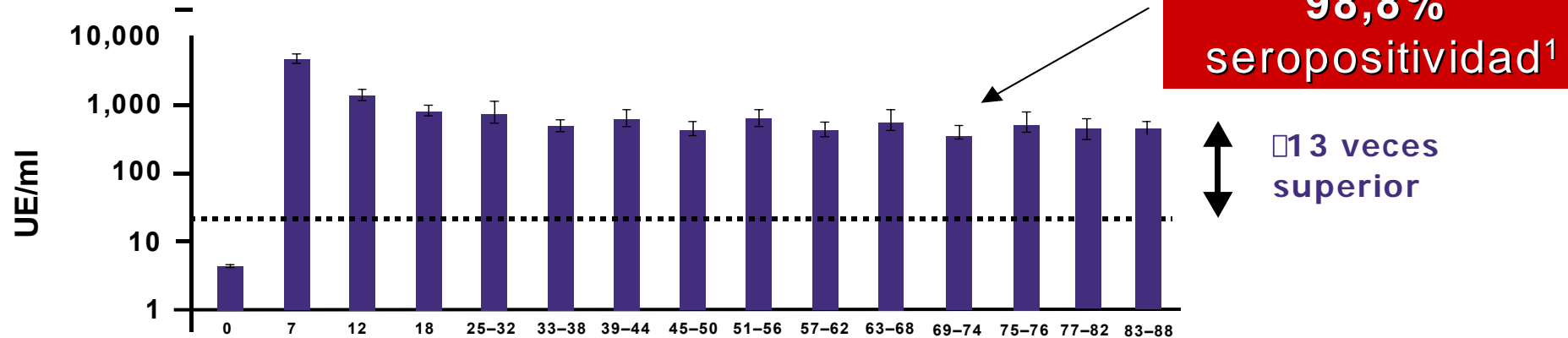
CM Roteli-Martins<sup>1</sup>, P Naud<sup>2</sup>, P Borba<sup>3</sup>, J Teixeira<sup>4</sup>, N De Carvalho<sup>5</sup>, T Zahaf<sup>6</sup>, N Sanchez<sup>7</sup>, B Geeraerts<sup>8</sup> and K Hardt<sup>6</sup>

# Cervarix

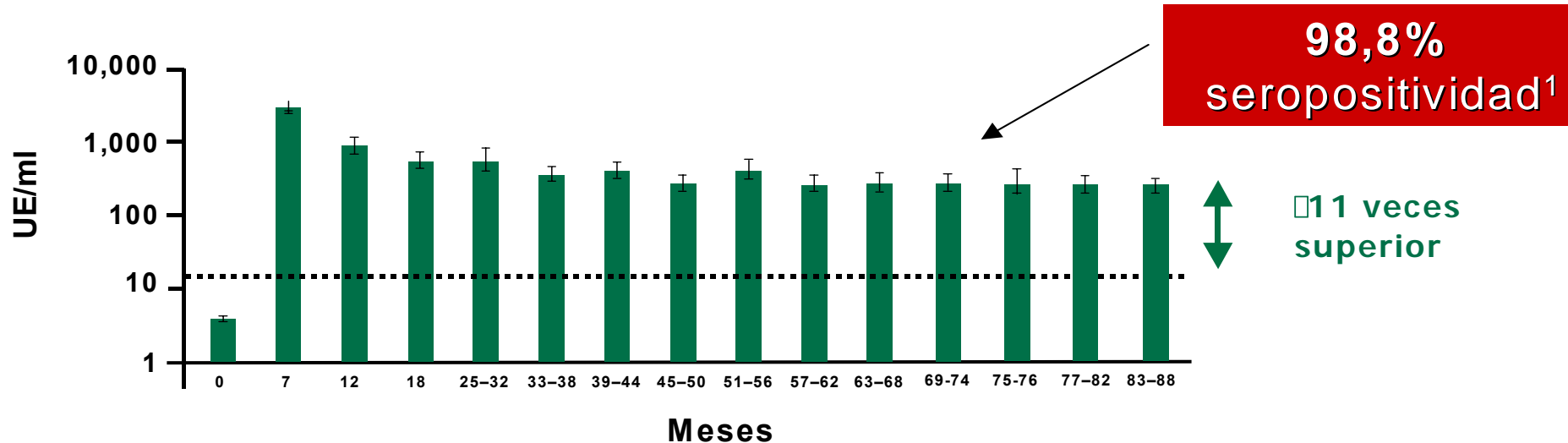
## Niveles de Anticuerpos a largo plazo

Seguimiento 7,3 años

VPH 16



VPH 18

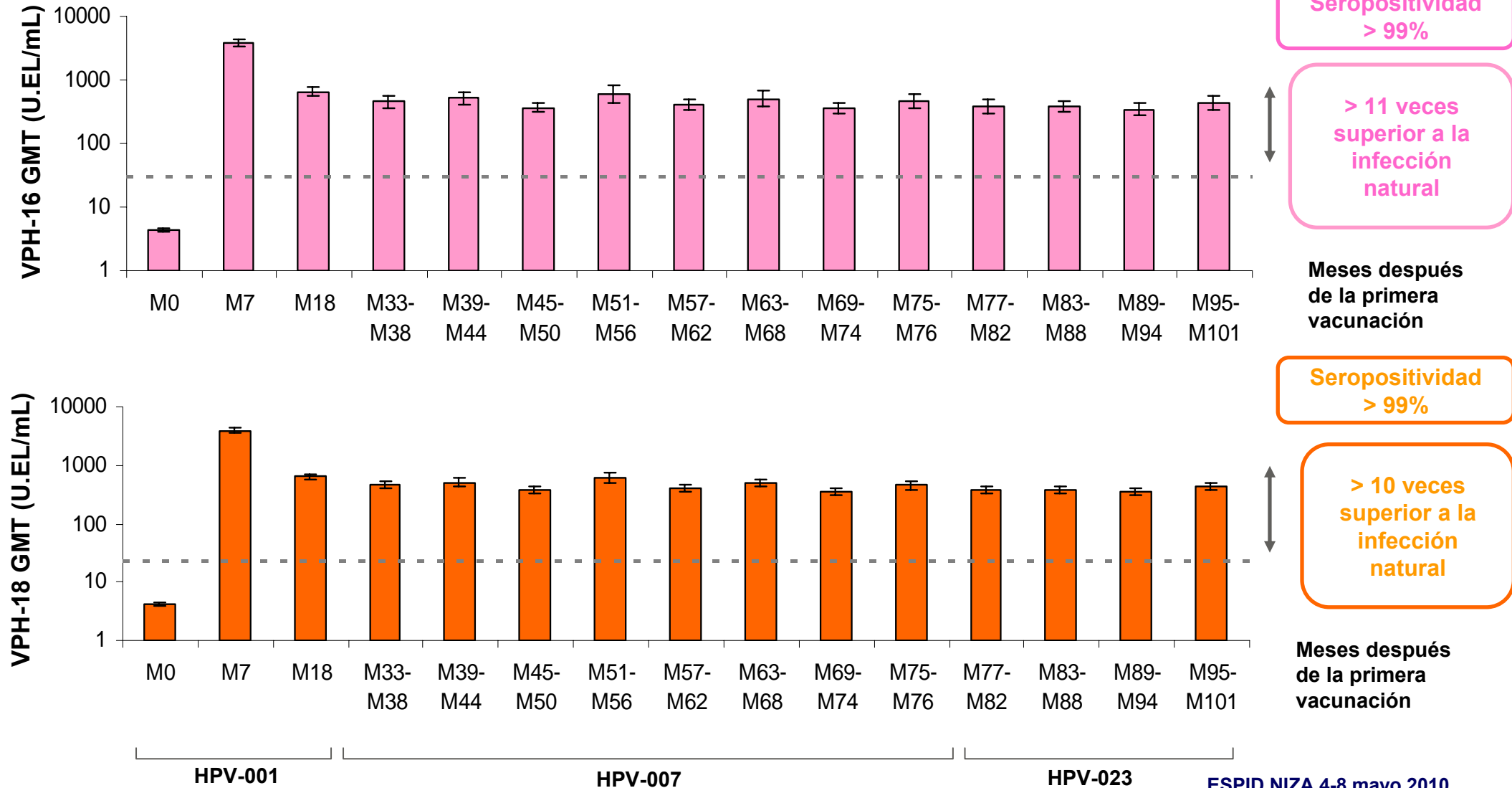


Elevada correlación entre ELISA y neutralización de pseudoviriones

# Últimos datos de Cervarix

## Respuesta de anticuerpos totales

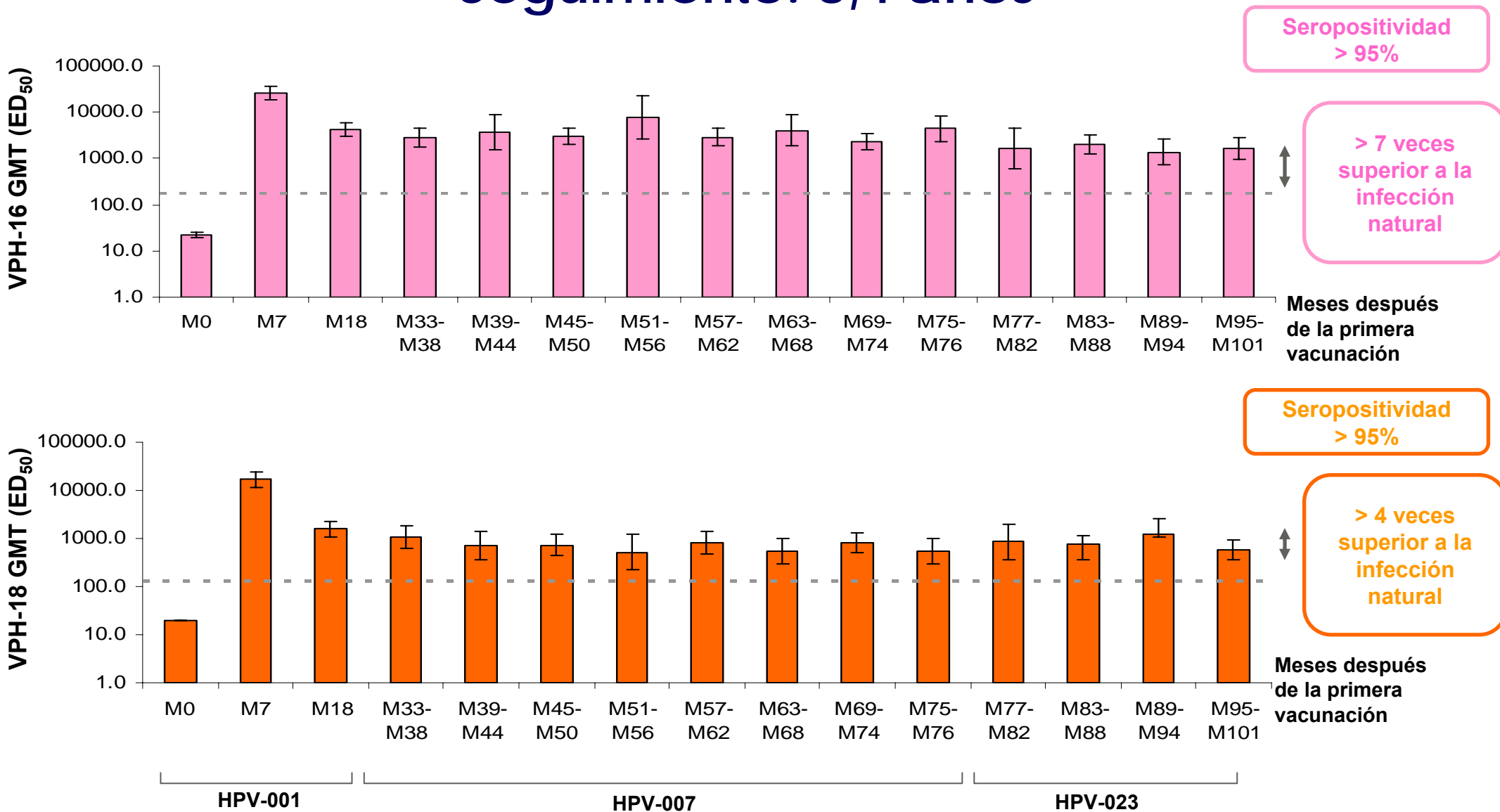
### Seguimiento: 8,4 años



# Últimos datos de Cervarix

## Respuesta de anticuerpos neutralizantes

### Seguimiento: 8,4 años



# Protección cruzada

**(protección adicional contra tipos no vacunales)**

# GARDASIL: DISEASE CROSS-PROTECTION ANALYSIS

## END OF STUDY EFFICACY AGAINST CIN2/3 OR AIS



### HPV naïve population\*

CIN2/3 or AIS Related to	GARDASIL® (n=8,461)	Placebo (n=8,508)	Efficacy	95% CI
10 non-vaccine oncogenic HPVs 31, 33, 35, 39, 45, 51, 52, 56, 58, 59	62	93	<b>33%</b>	(6,52)
HPV 31	8	27	<b>70%</b>	(32,88)

\***Study population:** women seronegative to 6/11/16 and 18 and PCR negative to 6/11/16/18 plus 10 other high-risk types at day 1. Had normal cytology at day 1. Generally HPV naïve adolescents. Protocols 013 & 015 combined

**These 10 non-vaccine HPV types cause ~20% of cervical cancer**



# GARDASIL®: CROSS-PROTECTION AGAINST CIN 2/3 OR AIS



Combined results from Future I/II END OF STUDY-  
~4 year follow up in women 16 – 26 years

HPV type	Vaccine (n = 4616)		Placebo (n = 4680)		Efficacy (95% CI), %
	Cases	Rate <sup>a</sup>	Cases	Rate <sup>a</sup>	
HPV-31 or -45	11	0.1	27	0.2	58.7 (14.1 to 81.5)
HPV-31, -33, -45, -52, or -58	44	0.3	66	0.4	32.5 (-0.3 to 55.0)
HPV-31, -33, -35, -39, -45, -51, -52, -56, -58, or -59	62	0.4	93	0.6	32.5 (6.0 to 51.9)
Nonvaccine A9 species (HPV-31, -33, -35, -52, or -58) <sup>b</sup>	44	0.3	69	0.4	35.4 (4.4 to 56.8)
HPV-31	8	<0.1	27	0.2	<b>70%</b> to 88.2)
HPV-33	12	0.1	16	0.1	24.0 (-71.2 to 67.2)
HPV-35	4	<0.1	4	<0.1	-1.5 (-444.9 to 81.1)
HPV-52	17	0.1	23	0.1	25.2 (-46.4 to 62.5)
HPV-58	16	0.1	20	0.1	18.9 (-64.7 to 60.7)
Nonvaccine A7 species (HPV-39, -45, or -59) <sup>b</sup>	11	0.1	21	0.1	47.0 (-15.0 to 76.9)
HPV-39	4	<0.1	10	<0.1	59.6 (-40.2 to 90.7)
HPV-45	3	<0.1	2	<0.1	-51.9 (-1717.8 to 82.6)
HPV-59	5	<0.1	9	<0.1	43.8 (-86.9 to 85.2)
HPV-51 <sup>b</sup>	16	0.1	15	0.1	-8.1 (-134.7 to 50.0)
HPV-56 <sup>b</sup>	12	0.1	16	0.1	24.1 (-71.1 to 67.2)

# CERVARIX: VACCINE EFFICACY AGAINST INDIVIDUAL ONCOGENIC NON-VACCINE TYPES



TVC-naïve

HPV type	6-month persistent infection			CIN2+		
	Vaccine n	Control n	Vaccine efficacy % (96.1% CI)	Vaccine n	Control n	Vaccine efficacy % (96.1% CI)
HPV-31	32	140	<b>77.5</b> (66.1-85.5)	0	20	<b>100</b> (78.3-100)
HPV-33	53	93	<b>43.5</b> (18.6-61.2)	5	18	<b>72.3</b> (19.1-92.5)
HPV-45	12	64	<b>81.4</b> (64.3-91.2)	0	5	100 (-19.5-100)*
HPV-51	217	294	<b>27.2</b> (12.1-39.8)	2	17	<b>88.3</b> (47.9-98.9)
HPV-52	202	253	<b>21.0</b> (3.6-35.3)	7	11	36.5 (-88.4-80.3)

 LL of the 96.1% CI >0

\*in the TVC: 0 vs 6 cases VE=100% (7.0-100)

# EFFICACY AGAINST CIN2+ IRRESPECTIVE OF HPV TYPE IN THE LESIONS

TVC-naïve – two different studies

	Vaccine	Control	VE (%)	Confidence interval
<b>CIN2+ (any HPV type)</b>				
<b>Gardasil*</b>	NA	NA	<b>42.7</b>	23.7 - 57.3

\*<http://www.emea.europa.eu/humandocs/PDFs/EPAR/gardasil/H-703-PI-en.pdf> - pag 9.

Includes 17,599 subjects enrolled in protocols 013 & 015

NA= not available

Among subjects who were naïve to 14 common HPV types and had a negative Pap test at Day


	Vaccine	Control	VE (%)	Confidence interval
<b>CIN2+ (any HPV type)</b>				
<b>Cervarix*</b>	33	110	<b>70.2</b>	54.7 - 80.9

\*Paavonen J *et al.* 25th International Papillomavirus Conference (Abstract O-29.06), 2009.

Naïve to all oncogenic types and with normal cytology

# Cervarix: potencial preventivo asumiendo protección cruzada

La eficacia de la protección cruzada de Cervarix® podría suponer una **protección adicional** frente al cáncer de cérvix de **11-16%**

~70%  
(VPH 16/18)  ~ 81-86%  
(Tipos No Vacunales)

# Reducción de citologías y procedimientos derivados



# Reducción de citologías procedimientos derivados

Jorma Paavonen for the PATRICIA HPV Study Group. Lancet 2009; 374: 301 - 14  
Comunicación SS 4-1 a EUROGIN 2010. Monte Carlo.

	<b>% Reducción</b>
<b>ASCUS</b>	<b>88.2</b>
<b>LSIL</b>	<b>92.6</b>
<b>HSIL</b>	<b>93.4</b>
<b>Colposcopias</b>	<b>26.3</b>
<b>Tratamientos</b>	<b>68.8</b>

**Coste anual del manejo del CIN en España: 147.284.811 €**

Castellsagué X: Prog Obstet Ginecol 2008; 51: 520 - 30



# Reducción de citologías procedimientos derivados

Olsson S: Comunicación 0 – 01-08 a la 25IPV 2009, Malmö.

Iversen OE.: Comunicación SS 4-4 a EUROGIN 2010, Monte Carlo.

Seguimiento medio 3.6 años.	<b>% Reducción</b>
<b>ASC.US</b>	23%
<b>ASC.H</b>	35%
<b>LSIL</b>	16%
<b>HSIL</b>	43%
<b>TRATAMIENTOS</b>	42%

## **Aplicación en España de este potencial**

**17.627** resultados citológicos anómalos anuales menos para mujeres entre 15 y 24 años.

Cortés J: Prog Obstet Ginecol 2009; 52: 360 - 8.



# Impacto en las recidivas



## IMPACTO DE LA VACUNACION EN MUJERES DESPUÉS DE TRATAMIENTO DEFINITIVO

Joura E.: Comunicación SS 4-3 a EUROGIN 2010, Monte Carlo.

Eficacia medida en términos de reducción observada en la reaparición de la lesión tratada o nueva lesión entre la cohorte vacunada (n: 587) y la cohorte placebo (n: 763)

Mujeres 16-26 años. 3,6 años de seguimiento

<b>LESIÓN NUEVAS ASOCIADAS A LOS VPH 6/11/16/18</b>	<b>EFICACIA</b>
<b>CIN 1+</b>	<b>74%</b>
<b>Lesion Genital Externa</b>	<b>79%</b>

LGE: VIN 1+, VaIN 1+, Verrugas Genitales

Gardasil® ofrece protección alta frente al riesgo de recidiva / 2ª lesión  
en pacientes tratadas por lesiones VPH del tracto genital inferior

# Seguridad

- **Datos de los ensayos clínicos:**
  - Información de alta calidad: aleatorización, doble-ciego y controlado con placebo
  - No es útil para eventos adversos raros (<1 en 5.000)
- **Datos post-comercialización:**
  - Para identificar efectos adversos no vistos en los ECA
  - Proviene de sistemas de monitorización/notificación de eventos adversos
  - La atribución de causalidad requiere estudios epidemiológicos

# TODAS las autoridades sanitarias CONFIRMAN una y otra vez la SEGURIDAD de las vacunas VPH

London, 24 January 2008  
Doc. Ref. EMEA/37479/2008

## PRESS RELEASE EMEA statement on the safety of Gardasil

The European Medicines Agency (EMA) has received reports of deaths in women who had previously received Gardasil, including two reports concerning the sudden and unexpected deaths of two young women in the European Union (EU). Gardasil is a vaccine approved in the EU for the prevention of cervical cancer and other diseases caused by human papillomavirus (HPV) types 6, 11, 16 and 18. It is estimated that about 1.5 million patients have been vaccinated with this HPV vaccine in Europe.

The two European cases were reported as part of the continuous monitoring of the safety of medicines. One of the cases occurred in Austria and the other in Germany. In both cases, the cause of death could not be identified. No causal relationship has been established between the deaths of the young women and the administration of Gardasil.

On the basis of the currently available evidence, the EMA's Committee for Medicinal Products for Human Use (CHMP) is of the opinion that the benefits of Gardasil continue to outweigh its risks and that no changes to its product information are necessary.

The new

2009, 84, 37-40

No. 5



World Health Organization

Organisation mondiale de la Santé

Weekly epidemiological record  
Relevé épidémiologique hebdomadaire

30 JANUARY 2009, 84th YEAR / 30 JANVIER 2009, 84<sup>e</sup> ANNÉE  
No. 5, 2009, 84, 37-40  
<http://www.who.int/wer>

### Contents

37 Global Advisory Committee on Vaccine Safety, 17-18 December 2008

### Sommaire

**Global Advisory Committee on Vaccine Safety, 17-18 December 2008**

The Global Advisory Committee on Vaccine Safety (GACVS) met on 17-18 December 2008 to discuss the safety of Gardasil.

**Comité consultatif mondial de la Sécurité vaccinale, 17-18 décembre 2008**

Le Comité consultatif mondial de la Sécurité vaccinale (CCMV) s'est réuni les 17-18 décembre 2008 pour discuter de la sécurité de Gardasil.

# ¡¡60 millones de dosis!!

## Vaccine Safety

Vaccine Safety Home > Vaccine Adverse Event Reporting System (VAERS)

### Vaccine Safety Basics

- > [Information for Parents](#)
- > [Why It's Important to Monitor Vaccine Safety](#)
- > [How Vaccines Are Tested and Monitored](#)
- > [Common Questions](#)
- > [Vaccine Safety Concerns](#)
- > [History of Vaccine Safety](#)

### Public Health Activities

- > [Vaccine Adverse Event Reporting System \(VAERS\)](#)
- > [Publications](#)

### Reports of Health Concerns Following HPV Vaccination

#### HPV Vaccine Safety

The safety of the HPV vaccine was studied in 5 clinical trials before it was licensed. There were over 21,000 girls and women ages 9 through 26 in these clinical trials.

Since it was licensed, CDC and FDA have been closely monitoring the safety of the HPV vaccine. There are 3 systems used to monitor the safety of vaccines after they are licensed and being used in the U.S. These systems can monitor side effects already known to be caused by vaccines as well as detect rare side effects that were not identified during a vaccine's clinical trials. The 3 systems are:

[E-mail this page](#)

[Printer-friendly version](#)

#### Quick Links

- > [HPV and HPV Disease Information](#)
- > [HPV Vaccine Information](#)
- > [Vaccine Safety Information](#)
- > [HPV Questions and Answers](#)
- > [FDA Center for Biologics Evaluation and Research](#)
- > [To Report an Adverse Event in VAERS](#)
- > [Related Information on Guillain-Barré Syndrome](#)
- > [Information from FDA and CDC on Gardasil and Its Safety](#)

Press Release

## Conclusions of the AEMPS Expert Panel on the safety of the human papilloma virus vaccine

23 April 2009

Regarding the administration of the human papilloma virus vaccine, and the two suspect cases of an adverse reaction in the Region of Valencia, the Expert Panel gathered by the Spanish Medicines and Health Products Agency (AEMPS) has issued its conclusions:

The Committee has examined the data of the cases communicated to the Spanish Pharmacovigilance System, and to the European database, where the term "convulsions" appears after administration of the human papilloma virus vaccine. Especially, the Committee examined in depth the cases of the adolescents from Valencia who were object of the alert, including the different

# CERVARIX SAFETY UK

Drug Safety  
**Update**

Volume 3, Issue 3 October 2009 from MHRA and CHM

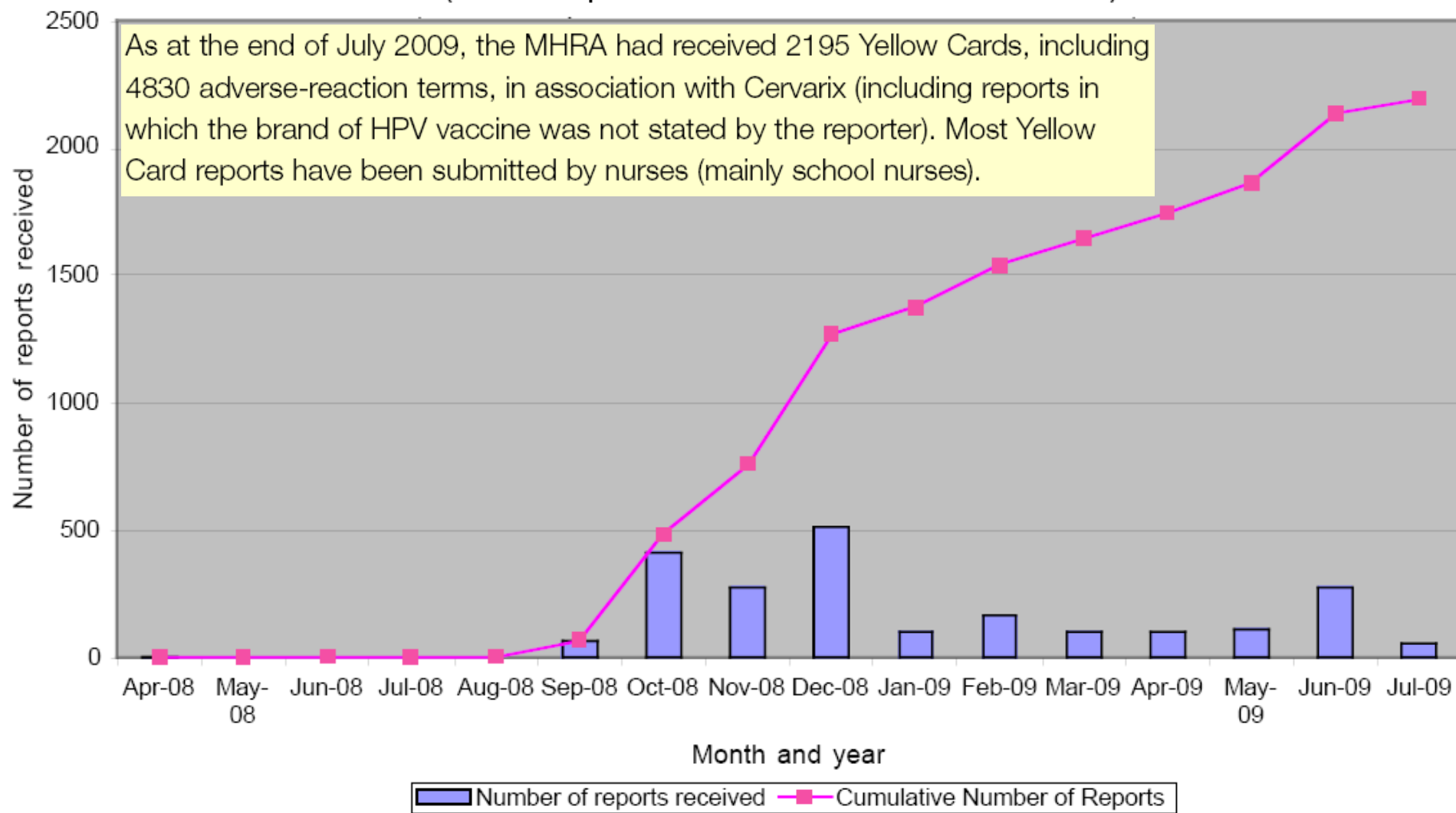
## Human papillomavirus (HPV) immunisation programme—first year safety review

**Yellow  
Card  
Scheme  
update**

- The total number and nature of suspected side effects reported via the Yellow Card Scheme during the first year of the Cervarix vaccination programme has been very much as expected
- Most reports have related to the signs and symptoms of recognised side effects, which are generally not serious
- No new risks have been identified, and the balance of risks and benefits remains positive
- As with all vaccines, the MHRA and Commission on Human Medicines (CHM) will continue to monitor closely the safety of Cervarix during continued use in the UK

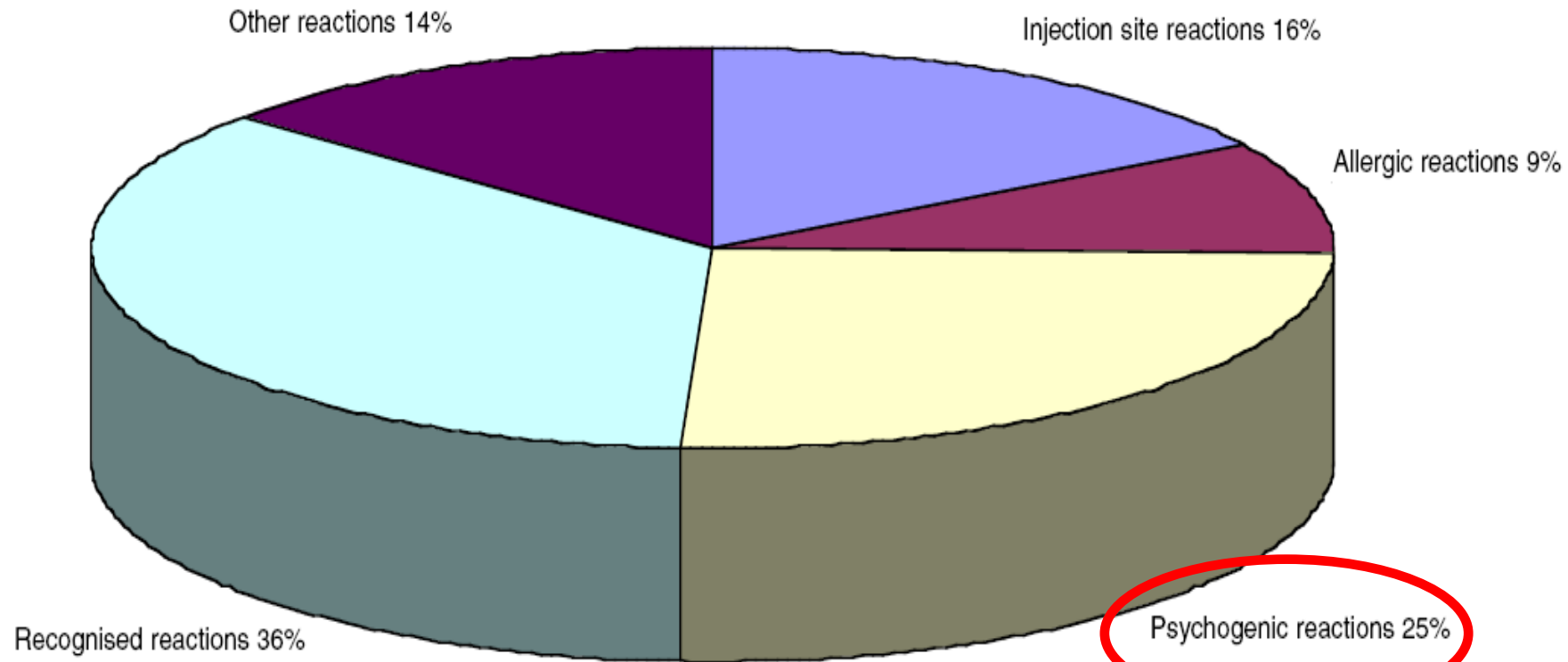
# Number of reports received between April 2008 and July 2009:

## Cervarix reporting profile (includes reports received for unbranded HPV vaccine)



## Type of adverse reactions reported to the Yellow Card Scheme:

Proportion and category of adverse reactions reported with Cervarix vaccine and HPV (unbranded) vaccine



Psychogenic events include vasovagal syncope, faints, panic attacks, and associated symptoms. These can occur with any injection procedure, not only vaccination, and can be common in adolescents. Such events can be associated with a wide range of temporary signs and symptoms, including: loss of consciousness; vision disturbance; injury; limb jerking (often misinterpreted as a seizure or convulsion); limb numbness or tingling; and difficulty in breathing or hyperventilation. These are due to fear or anticipation of the needle injection and are not side effects of Cervarix vaccine as such. More information on the specific adverse reactions reported can be found at [www.mhra.gov.uk/hpvvaccine](http://www.mhra.gov.uk/hpvvaccine).

## Suspected Adverse Reaction Analysis

CERVARIX Human papillomavirus (HPV) vaccine

6 May 2010

### SUMMARY OF UK SAFETY EXPERIENCE

Total number of reports received: 3,896

Total number of suspected reactions: 8,700

Estimated number of doses administered across the UK: at least 3.5 million doses<sup>3</sup>

#### Headline summary:

The vast majority of suspected adverse reactions reported to MHRA in association with Cervarix vaccine continue to be related to either the signs and symptoms of recognised side effects listed in the product information or to the injection process and not the vaccine itself (i.e. 'psychogenic' in nature such as faints).

For the isolated cases of other medical conditions reported, the available evidence does not suggest that the vaccine caused the condition and these may have been coincidental events.

Following administration of more than 3.5 million doses across the UK since last September, the balance of risks and benefits of Cervarix remains positive.

# Primeras evidencias de impacto poblacional



# Rapid decline in presentations of genital warts after the implementation of a national quadrivalent human papillomavirus vaccination programme for young women

C K Fairley,<sup>1</sup> J S Hocking,<sup>2</sup> L C Gurrin,<sup>3</sup> M Y Chen,<sup>1</sup> B Donovan,<sup>4</sup> C S Bradshaw<sup>5</sup>

*Sex Transm Inf* published online 16 Oct 2009



Australian Government

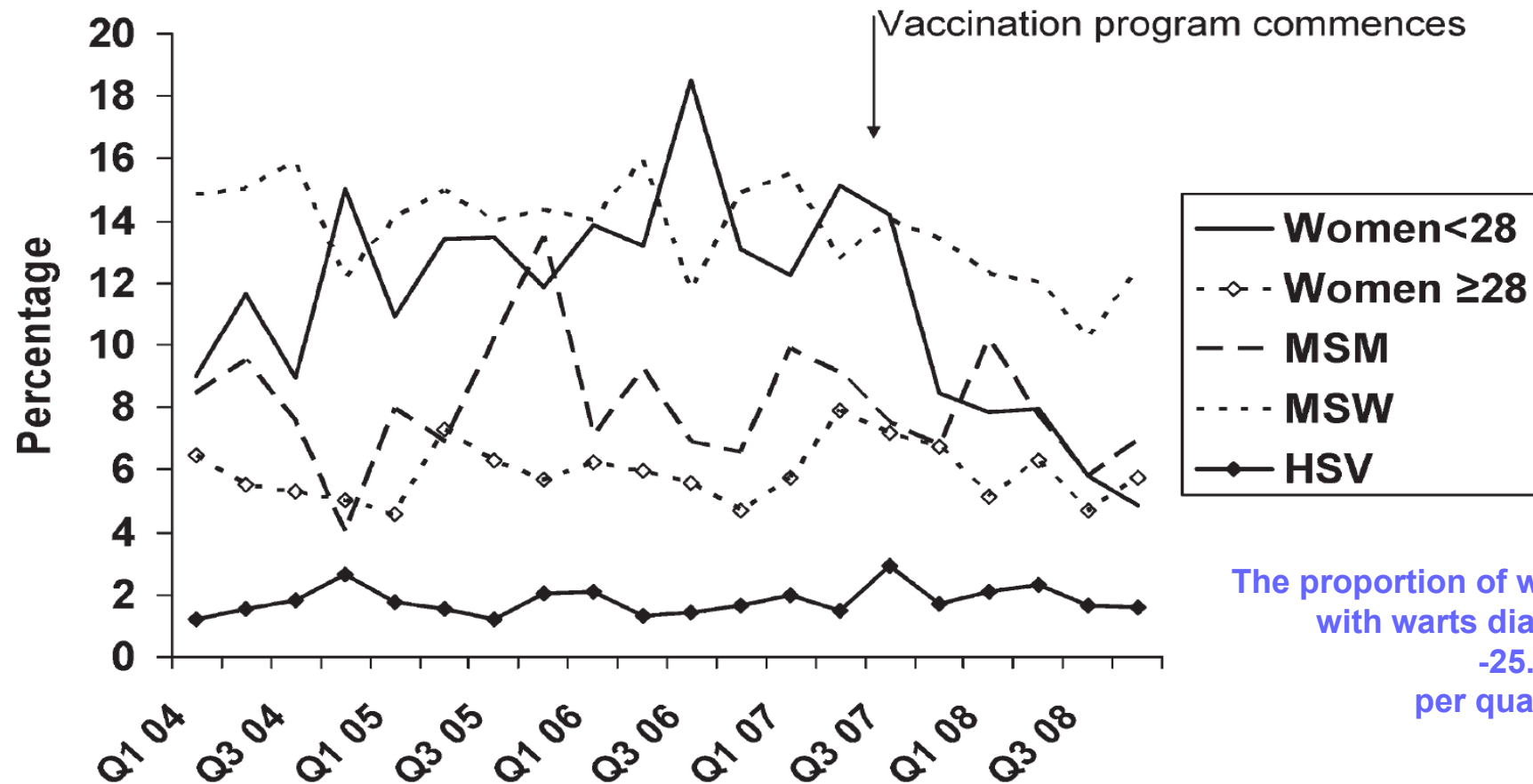
The National HPV  
Vaccination Program



- ▶ Australia began a free quadrivalent HPV vaccination programme in mid-2007 for schoolgirls and women under 28 years of age, with coverage of approximately 70%.

# Australia- reducción de verrugas genitales

## Presentations with Warts



The proportion of women under 28 years with warts diagnosed decreased by -25.1% (-30.5% to -19.3%) per quarter in 2008 (p<0.001).

► Since 2008 there has been a substantial and significant decline

Reducción en varones heterosexuales pero no en varones homosexuales

Primeros datos de beneficios “indirectos”

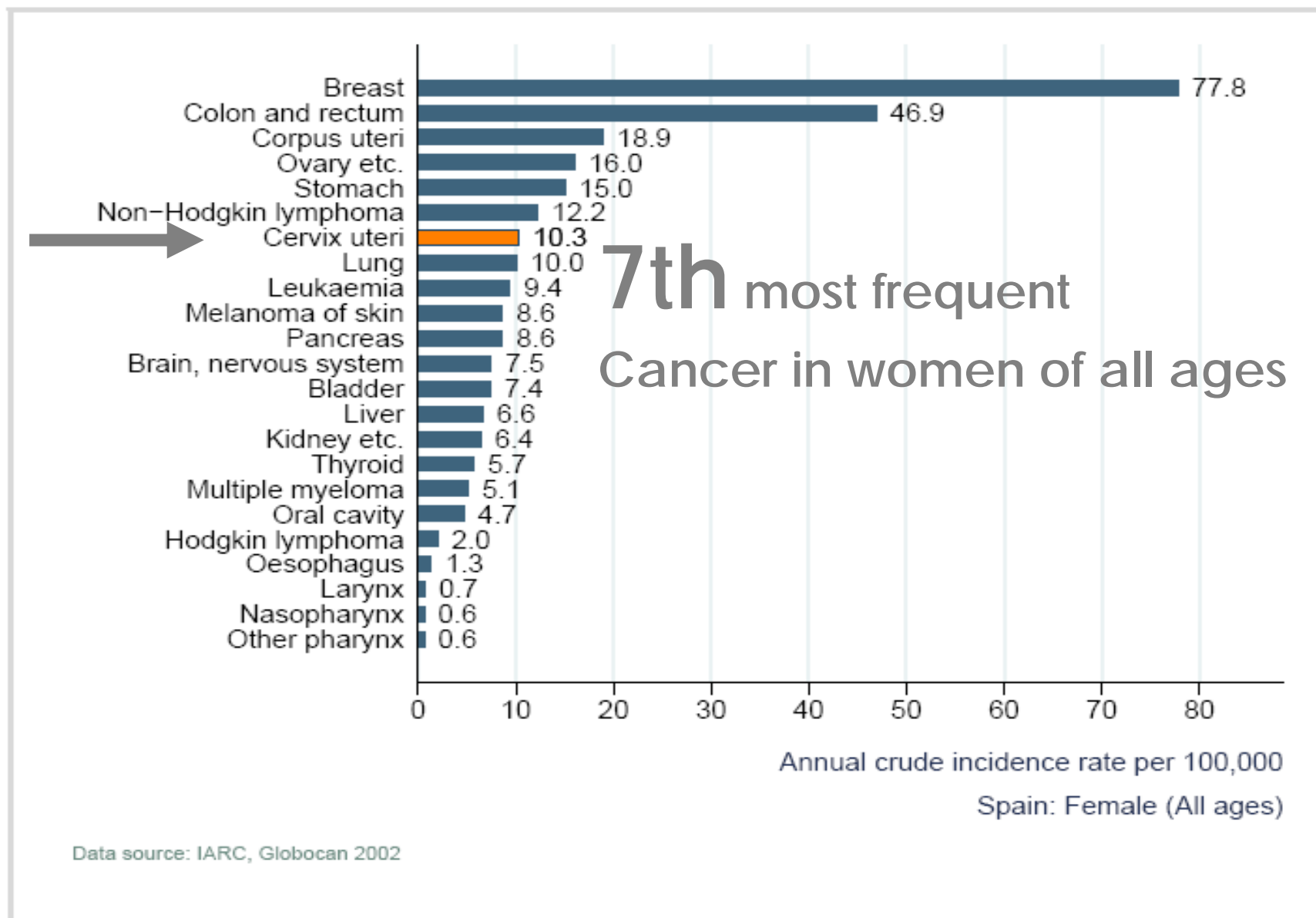
HS' MS MSw, men who have had sex with women but not men in the past year.

warts in heterosexual but not homosexual men.

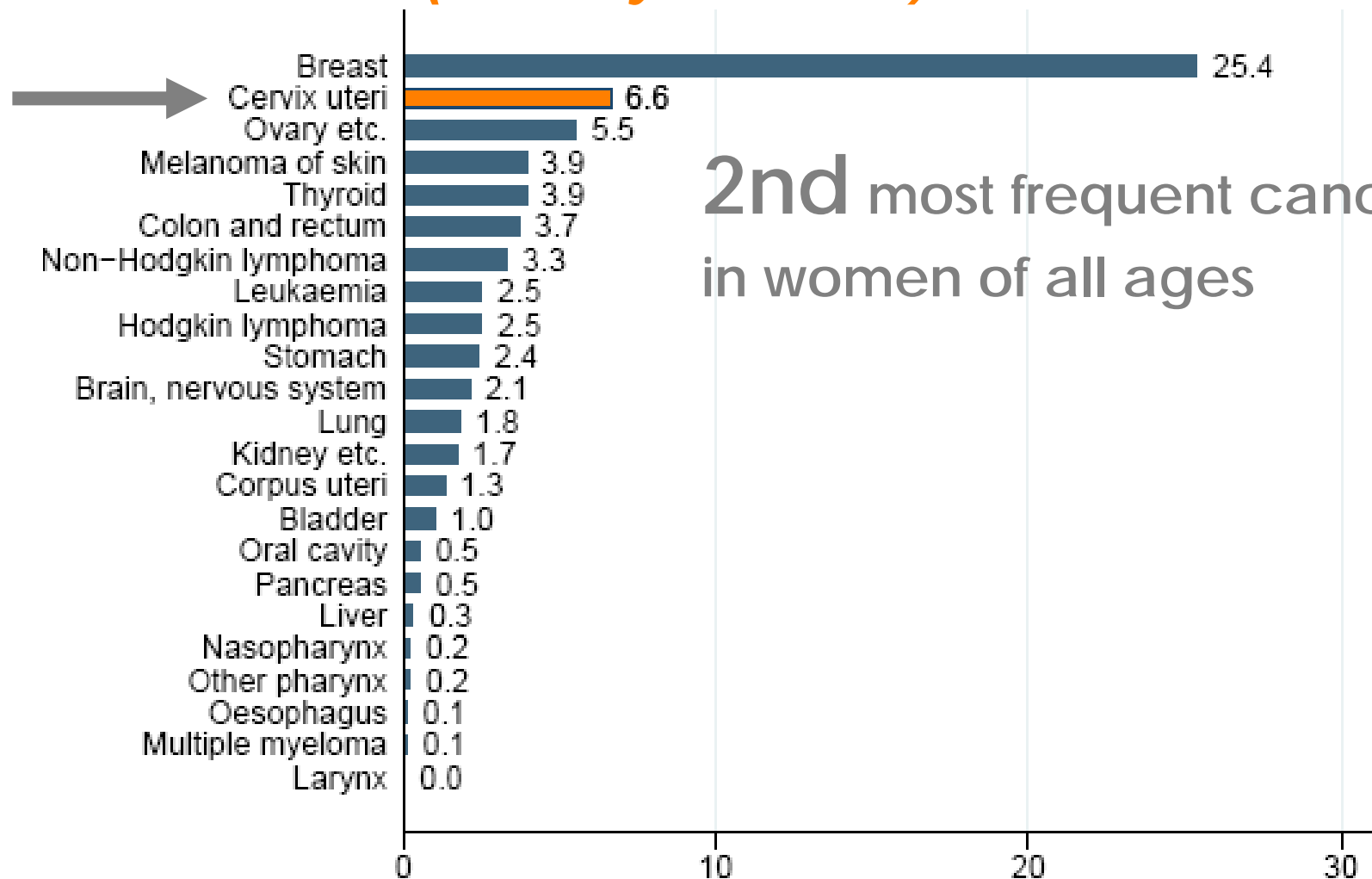
nger, but  
with clinic.  
genital

**Consideraciones  
epidemiológicas de la  
introducción de las vacunas  
VPH en España**

# Most frequent cancers in women in Spain (all ages)



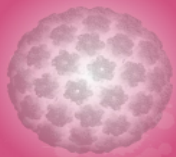
# Most frequent cancers in women in Spain (15-44 years old)



2nd most frequent cancer  
in women of all ages

Annual crude incidence rate per 100,000

Spain: Females aged 15-44 years

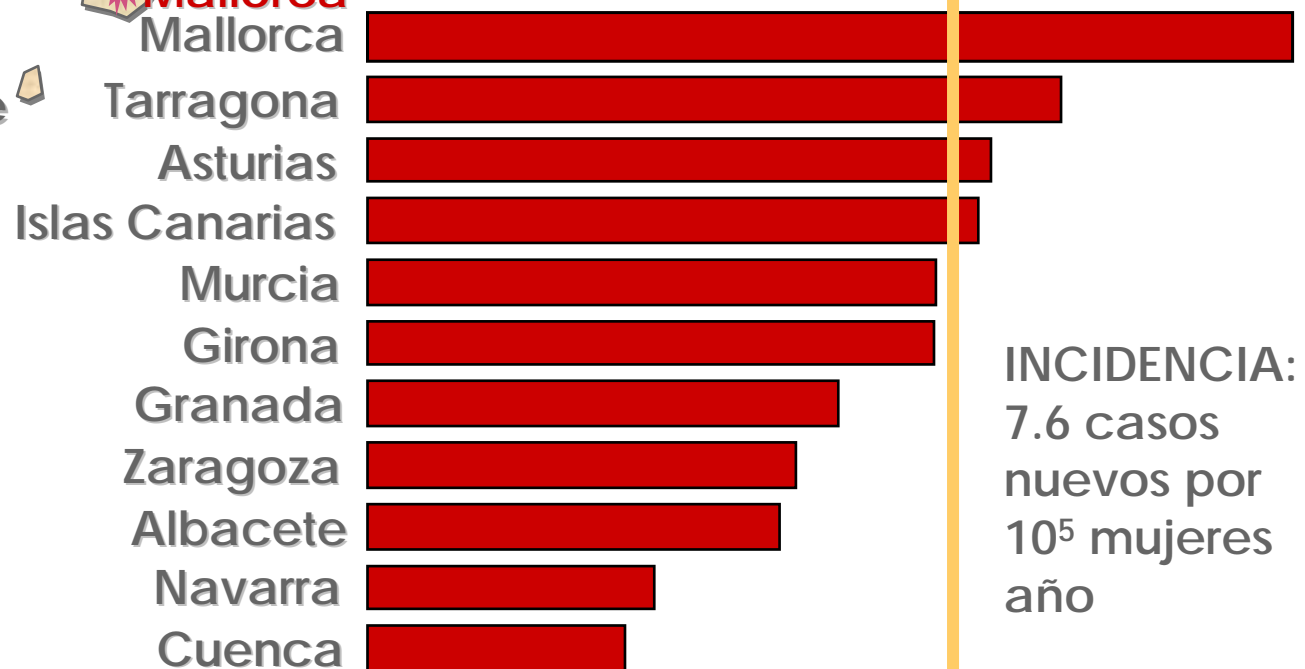


## INCIDENCIA DEL CÁNCER DE CÉRVIX EN ESPAÑA



**Islas Canarias**

2.103 casos nuevos por año (739 muertes)



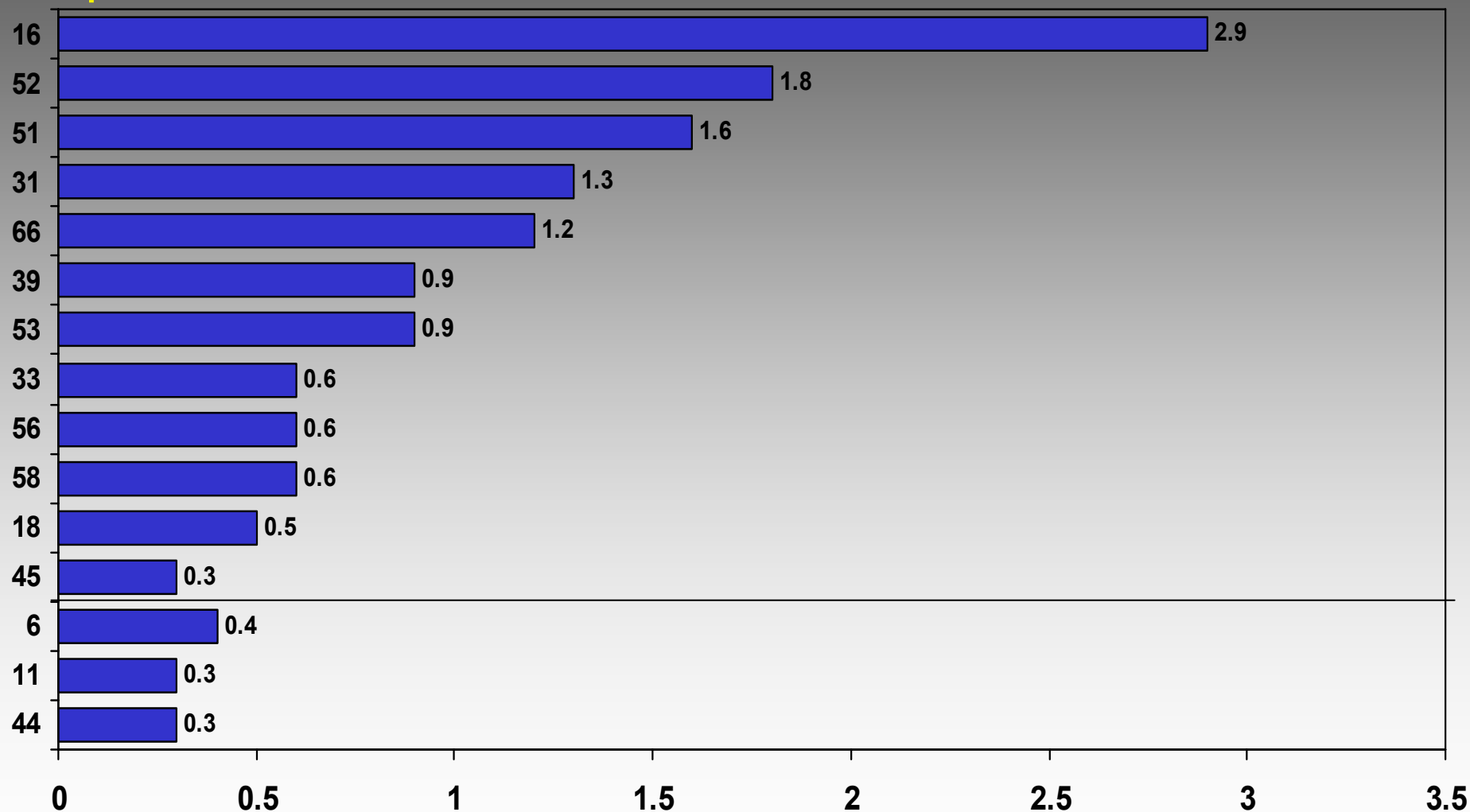
INCIDENCIA:  
7.6 casos nuevos por 10<sup>5</sup> mujeres año

0 1 2 3 4 5 6 7 8 9 10 11 12  
Casos nuevos por 100.000 mujeres año

# Type-specific HPV distribution by INNO-LiPA

(age-standardized to the Spanish female population)

Spain



Nota: Distribución entre el total de mujeres. Numerador: infecciones; denominador: mujeres.

# Prevención del cáncer de cuello de útero

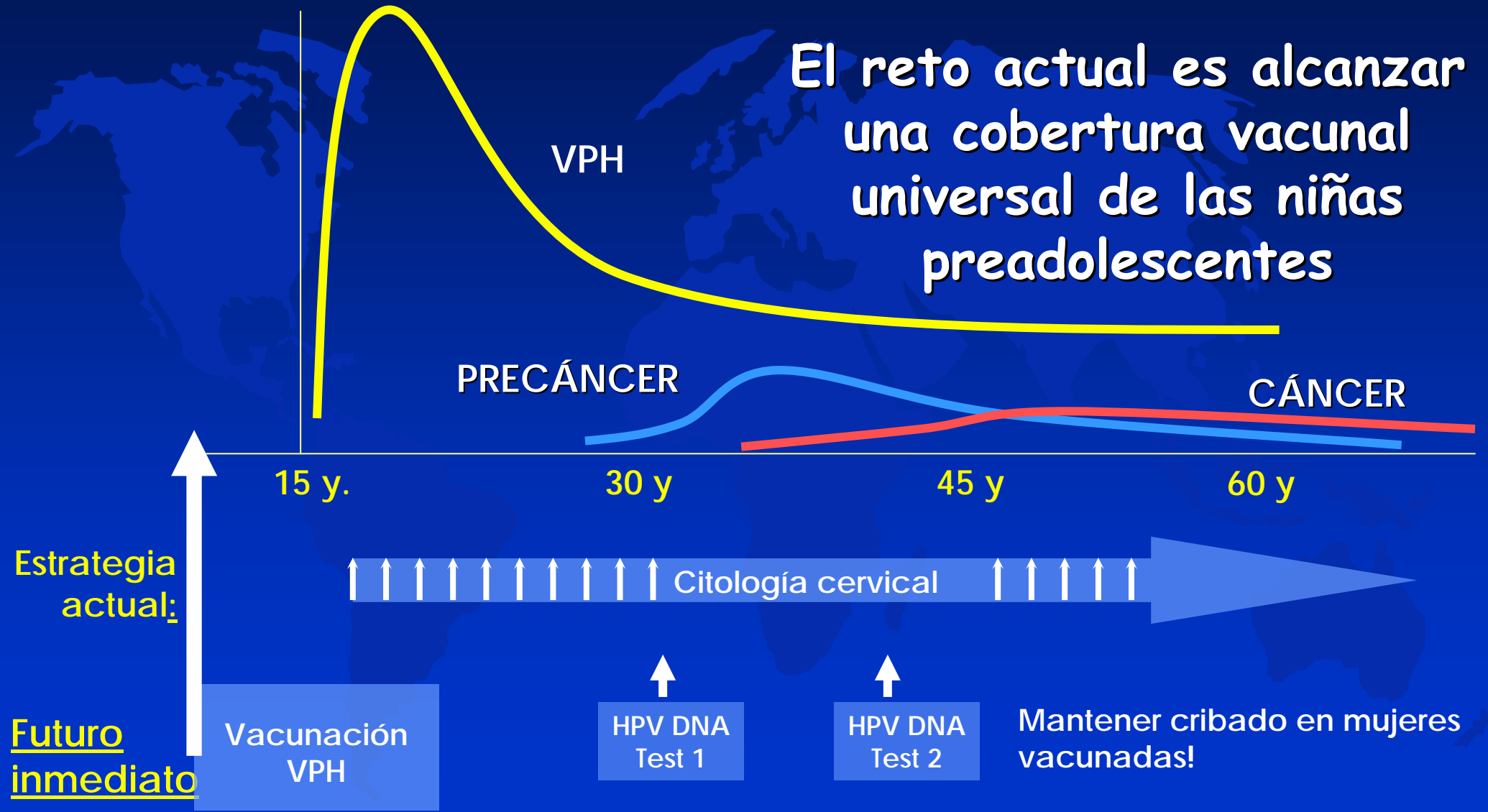
**¿Un nuevo escenario?**



**Vamos hacia una  
prevención  
basada en el VPH**

# El nuevo escenario de la prevención del cáncer de cuello de útero

El reto actual es alcanzar una cobertura vacunal universal de las niñas preadolescentes



Estrategia actual:

Futuro inmediato

Vacunación VPH

HPV DNA Test 1

HPV DNA Test 2

Mantener cribado en mujeres vacunadas!

Citología cervical

**Gracias por su atención**